

Using Simulated Data for Deep-Learning Based Real-World Apple Detection

Dylan Hasperhoven

Supervisors: Maya Aghaei Gavari, Klaas Dijkstra

Winter 2023

Introduction

- Deep-Learning based object detectors require a sufficient amount of data.
- Creating a traditional dataset requires manual, time-consuming labour.
- Can simulated data be used as a substitute for real data?
- How does combining real images and simulated images affect the performance of detectors in real scenarios?

Abstract

Creating datasets requires lots of manual and time-consuming labour. Can simulating data be a solution? In this research we introduce a tool that can generate (simulated) datasets containing bounding-box annotated images of apples in orchards. Our experiments conclude that, models trained on simulated data can achieve very similar results as models trained on real-world data on images of real apples.

Materials and Methods

- Apple Orchard simulator made in Unity 3D.
- 3D models of apples are placed in front of a 2D background.




Figure 1. View of the apple orchard simulator. The white icon on the left denotes the virtual camera looking at the 3D apples in front of a 2D plane.

- Augmentations to the simulator introduce variety to the dataset, potentially making the simulation more representative of real data.

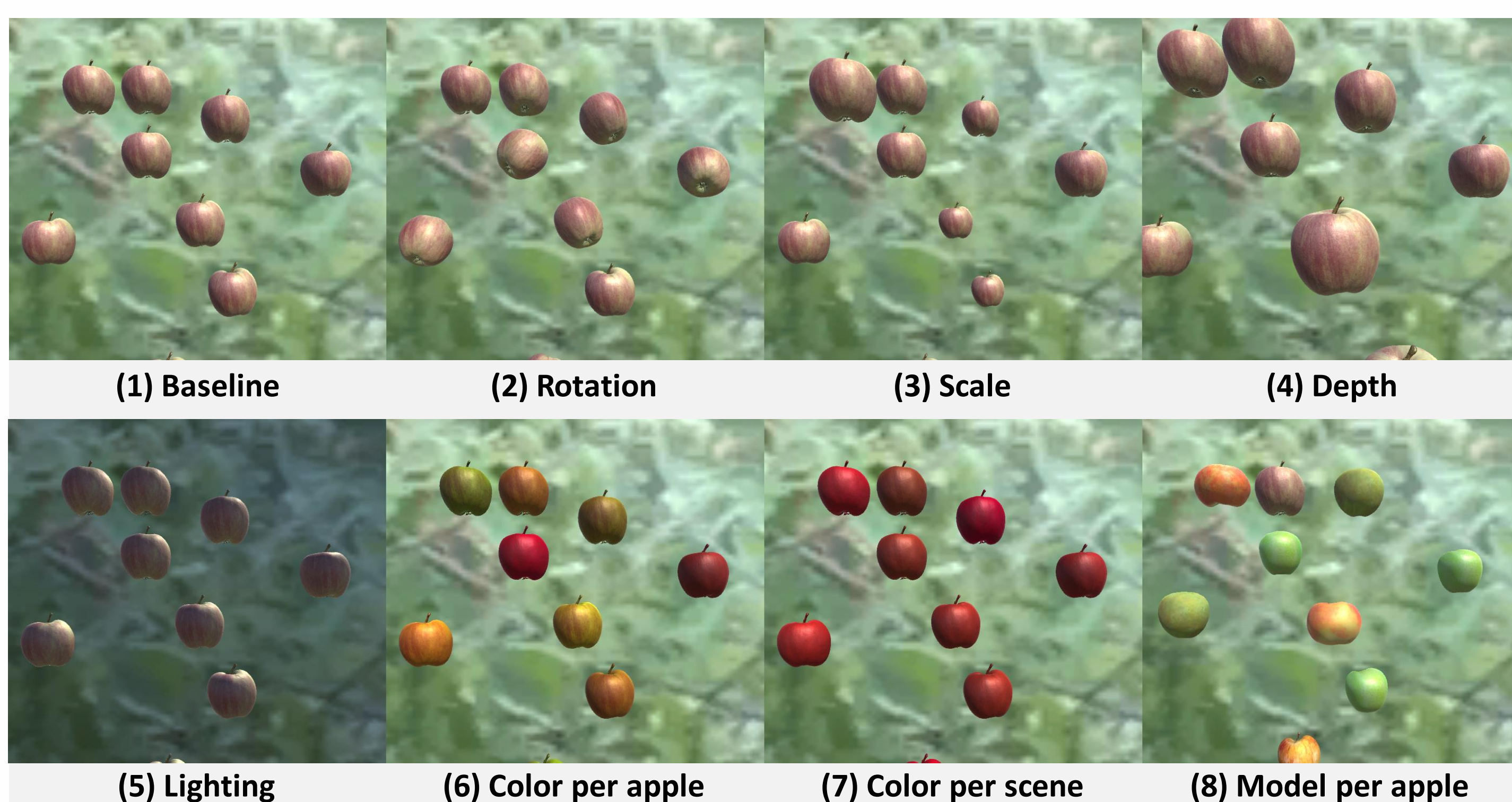


Figure 2. Augmentations to the simulator introduce variety to the dataset, potentially making the simulation more representative of the real data.

- RGB images are generated by randomizing the positions of the camera and apples.
- Bounding-box annotations are generated without human input, by applying inverse camera projection and checking for intersections with apples, for every pixel in the image.
- YOLOv5 [2] object detectors are trained on simulated, real, and hybrid data.
- The Mini-Orchards real-world dataset is used to test our models.

Acknowledgements

- SIA - This project is financially supported by Regieorgaan SIA (part of NWO) and performed within the RAAK PRO project Mars4Earth.
- We would like to thank our collaborators at Saxion University of Applied Sciences for insightful discussions.



computer vision & data science



Experiments and Results

- **Experiment 1:** YOLOv5 models are trained on datasets with different augmentations and tested on the Mini-Orchards real-world dataset.

| Trainset | YOLOv5n | | YOLOv5s | | YOLOv5m | |
|-----------------|----------------------|----------------------|----------------------|----------------------|----------------------|----------------------|
| | AP | F1@0.1 | AP | F1@0.1 | AP | F1@0.1 |
| baseline | 0.397 ± 0.315 | 0.507 ± 0.354 | 0.927 ± 0.007 | 0.962 ± 0.004 | 0.937 ± 0.019 | 0.950 ± 0.027 |
| color_per_scene | 0.948 ± 0.004 | 0.969 ± 0.009 | 0.962 ± 0.004 | 0.975 ± 0.009 | 0.964 ± 0.006 | 0.978 ± 0.005 |
| model_per_scene | 0.949 ± 0.009 | 0.965 ± 0.007 | 0.951 ± 0.011 | 0.972 ± 0.007 | 0.952 ± 0.016 | 0.972 ± 0.007 |
| model_per_apple | 0.490 ± 0.355 | 0.589 ± 0.371 | 0.942 ± 0.004 | 0.967 ± 0.006 | 0.942 ± 0.018 | 0.967 ± 0.010 |
| color_per_apple | 0.447 ± 0.342 | 0.550 ± 0.349 | 0.913 ± 0.035 | 0.956 ± 0.019 | 0.953 ± 0.010 | 0.974 ± 0.004 |
| lighting | 0.075 ± 0.099 | 0.133 ± 0.158 | 0.449 ± 0.335 | 0.543 ± 0.380 | 0.928 ± 0.009 | 0.940 ± 0.048 |
| rotation | 0.000 ± 0.000 | 0.000 ± 0.000 | 0.326 ± 0.401 | 0.364 ± 0.406 | 0.934 ± 0.012 | 0.965 ± 0.008 |
| scale | 0.094 ± 0.197 | 0.150 ± 0.268 | 0.316 ± 0.304 | 0.432 ± 0.327 | 0.938 ± 0.012 | 0.968 ± 0.007 |
| depth | 0.000 ± 0.000 | 0.000 ± 0.000 | 0.328 ± 0.349 | 0.441 ± 0.350 | 0.928 ± 0.056 | 0.950 ± 0.062 |

Table 1. Comparison YOLOv5 models of different sizes, trained on simulated data with different augmentations.

- 'color_per_scene' models have the best performance.
- Smaller networks need good augmentations to get acceptable performance.

- **Experiment 2:** YOLOv5 models are trained on simulated and real data, both having the same number of images. Trained models are tested on Mini-Orchards.
- Performance of models trained on simulated data is very similar for the bigger networks.
- Performance of smaller networks is less.
- **Experiment 3:** YOLOv5 models are trained on a combination of real and hybrid data.
- Trained models are tested on Mini-Orchards.
- Performance improves when more real images are added.
- Smaller networks perform almost as good as larger networks when adding real images.

| | AP | F1@0.1 |
|--------------------|-------|--------|
| YOLOv5m | | |
| Mini-Orchards | 0.982 | 0.983 |
| Simulated-Orchards | 0.955 | 0.967 |
| YOLOv5s | | |
| Mini-Orchards | 0.976 | 0.977 |
| Simulated-Orchards | 0.845 | 0.834 |
| YOLOv5n | | |
| Mini-Orchards | 0.972 | 0.987 |
| Simulated-Orchards | 0.789 | 0.862 |

Table 2. Comparison YOLOv5 models trained on real and simulated data.

| | AP | F1@0.1 |
|-------------------------------|-------|--------|
| YOLOv5m | | |
| Simulated-Orchards | 0.955 | 0.967 |
| Simulated-Orchards + 100 real | 0.966 | 0.983 |
| Simulated-Orchards + 200 real | 0.970 | 0.984 |
| Simulated-Orchards + 300 real | 0.970 | 0.986 |
| YOLOv5s | | |
| Simulated-Orchards | 0.845 | 0.834 |
| Simulated-Orchards + 100 real | 0.940 | 0.960 |
| Simulated-Orchards + 200 real | 0.970 | 0.988 |
| Simulated-Orchards + 300 real | 0.970 | 0.987 |
| YOLOv5n | | |
| Simulated-Orchards | 0.789 | 0.862 |
| Simulated-Orchards + 100 real | 0.950 | 0.943 |
| Simulated-Orchards + 200 real | 0.954 | 0.961 |
| Simulated-Orchards + 300 real | 0.964 | 0.980 |

Table 3. Comparison YOLOv5 models trained on hybrid data.

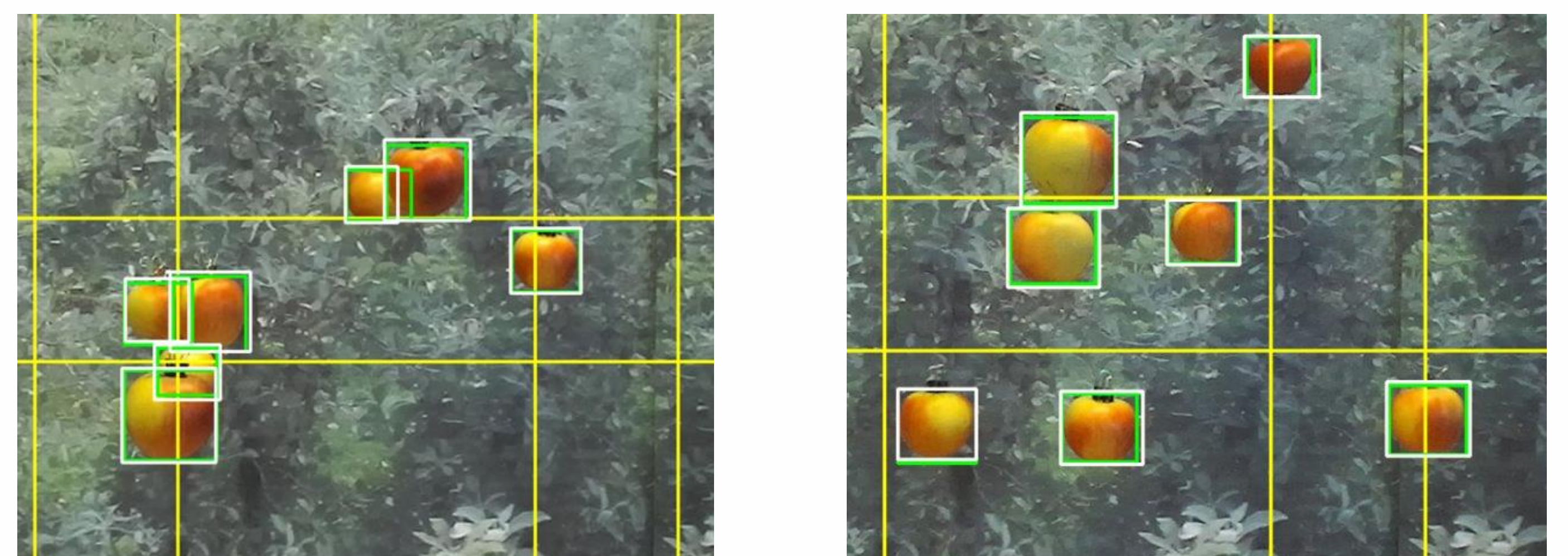


Figure 3. Detection results of a model trained solely on simulated data, on images from the Mini-Orchards dataset. White boxes denote predictions, green boxes denote the manually annotated ground truth.

Conclusions

- Our simulated dataset generator can annotate 18 apples per second and generate over 2000 annotated RGB images per hour.
- To achieve good performance, the simulated dataset needs to be representative of the real data.
- On Mini-Orchards, YOLOv5m models achieve almost the same results when trained on simulated data, as when trained on real data.
- Results of smaller YOLOv5 networks can be improved by adding real data to the training set.
- Simulated data could be very useful for a wide range of small data deep-learning projects.

References

- [1] Unity Technologies. Unity real-time development platform — 3d, 2d vr & ar engine, 2022.
- [2] G. Jocher. Ultralytics (yolov5). [Online]. Available: <https://github.com/ultralytics/yolov5>